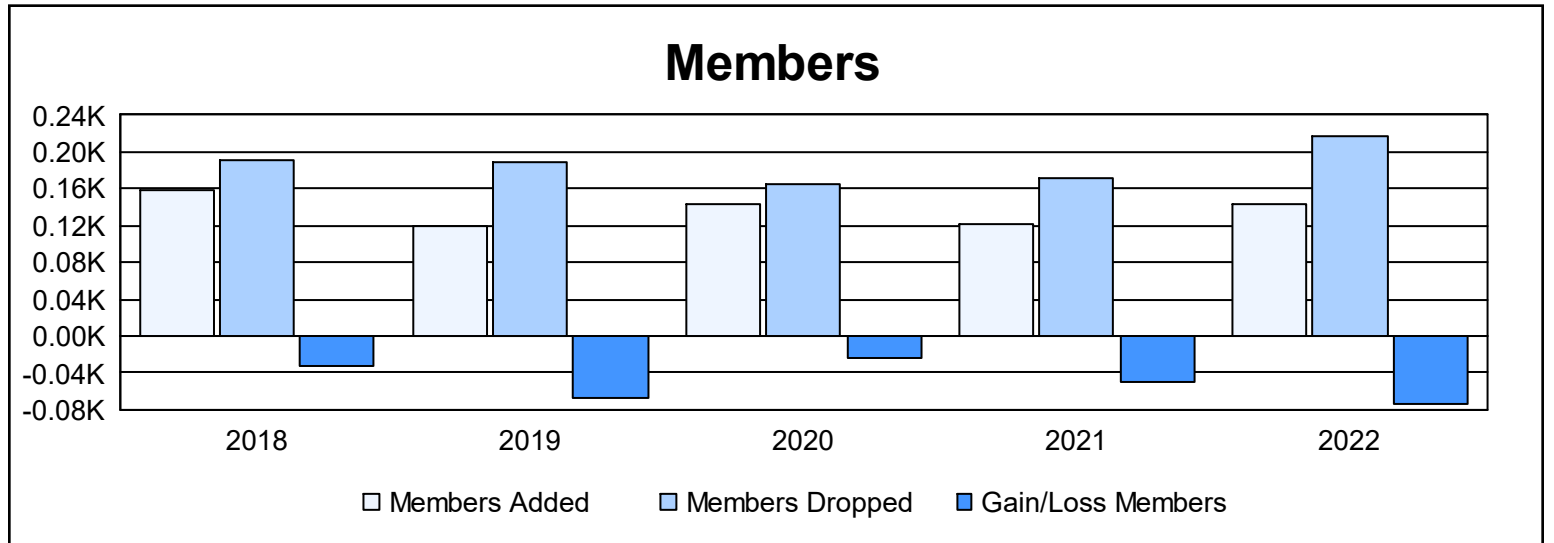
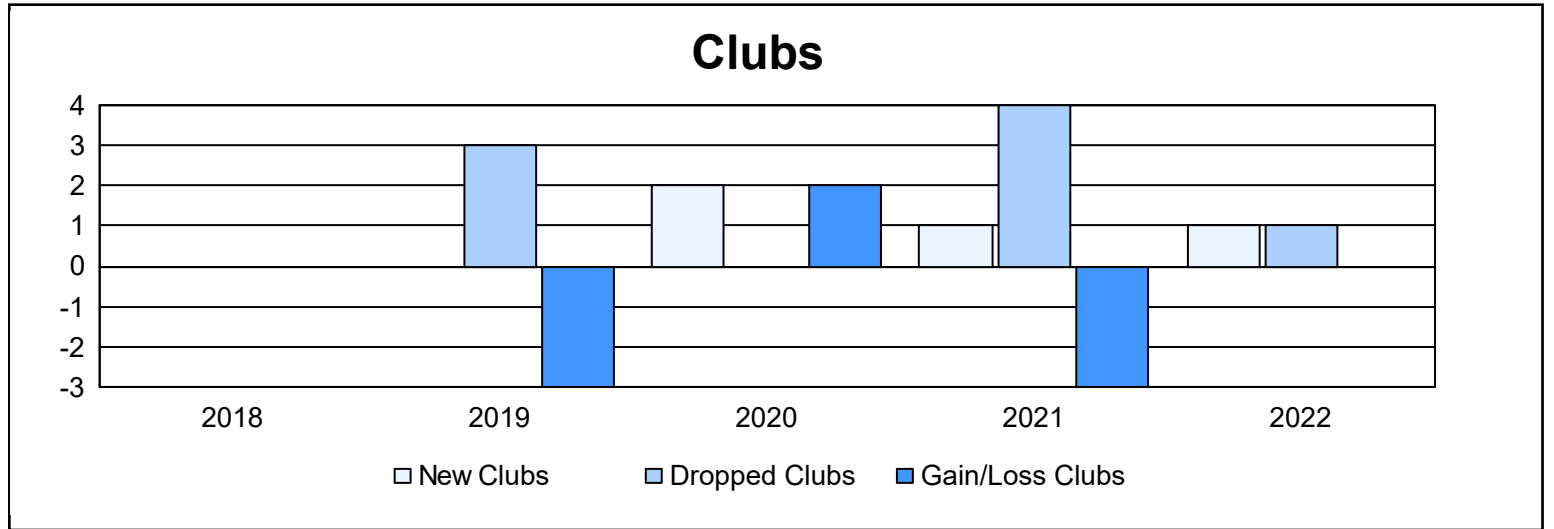
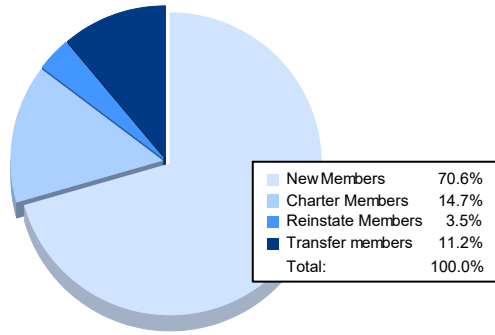


Year	New Clubs	Dropped Clubs	Gain/ Loss Clubs	New Members	Charter Members	Reinstate Members	Transfer Members	Total Member Added	Total Members Dropped	Gain/ Loss Members
2017-2018	0	0	0	126	2	7	23	158	191	-33
2018-2019	0	3	-3	95	0	10	15	120	188	-68
2019-2020	2	0	2	68	49	9	17	143	166	-23
2020-2021	1	4	-3	65	23	2	31	121	172	-51
2021-2022	1	1	0	101	21	5	16	143	217	-74
<b>Average</b>	<b>1</b>	<b>2</b>	<b>-1</b>	<b>91</b>	<b>19</b>	<b>7</b>	<b>20</b>	<b>137</b>	<b>187</b>	<b>-50</b>



### Membership Composition June 2022 Cumulative



### Gender Composition June 2022 Cumulative

